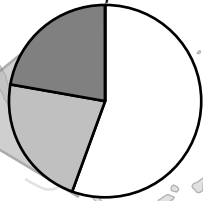
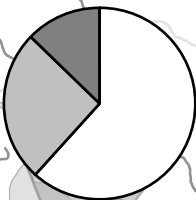


Whitehorse Radon Test Results - 2015

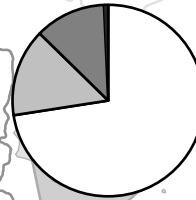
MacPherson / Hidden Valley
total samples: 9



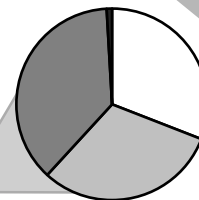
Takhini
total samples: 47



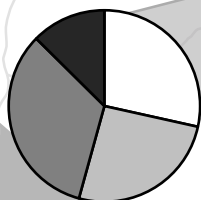
Downtown / Marwell
total samples: 142



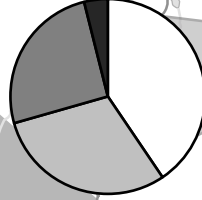
Riverdale
total samples: 110



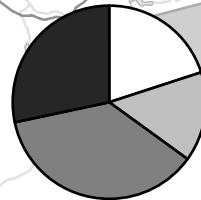
Porter Creek / Crestview / Raven's Ridge
total samples: 151



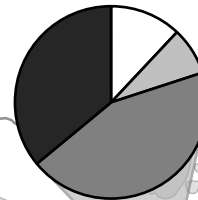
Copper Ridge / Granger / Hillcrest / Ingram / Logan / Valleyview / Lobird / Squatter's Road
total samples: 153



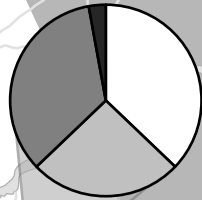
Canyon Crescent / Mount Sima / Whitehorse Copper
total samples: 60



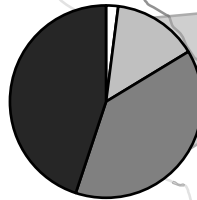
Pineridge / Fox Haven
total samples: 25



Mary Lake / Cowley Creek / Spruce Hill
total samples: 35



Wolf Creek
total samples: 49



Legend

- Households that meet World Health Organization Standard (0 - 100 Bq/m³)
- Households that meet Health Canada Standard, but not World Health Organization Standard (100 - 200 Bq/m³)
- Households with mitigation recommended within 2 years (200 - 600 Bq/m³)
- Households with mitigation recommended within 1 year (600+ Bq/m³)

Based on the average test result for each household.
Data from 2006/12/06 to 2015/06/30